

# VE 10 H

## Electric Scissor Lifts

- Versions with shift system when raised
- Models with lateral extension
- Battery autonomy for the whole working day
- Ideal for interior work on paved surfaces
- Versions designed for mixed use on compact unpaved surfaces
- Maximum stability at maximum height
- All models are CE Certified

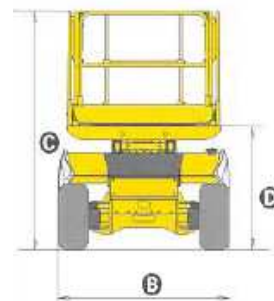
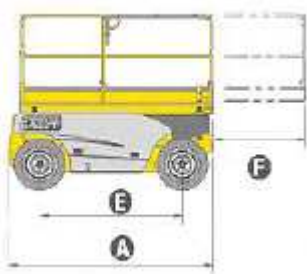
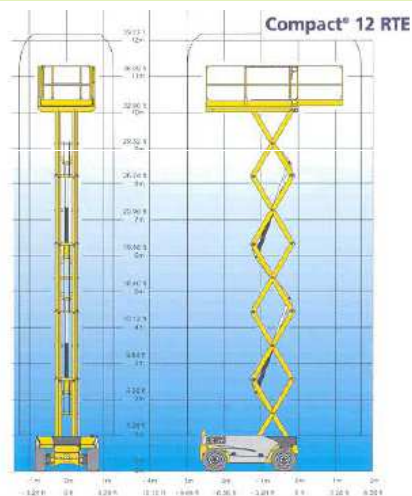
### Electric Scissor Lifts 10 m

Working height (m)
Platform height (m)
Stowed height (m)
Driving max height (m)
Width (m)
Length (m)
Outreach / Extension (m)
Lift capacity (kg)
Total Weight (kg)
Platform size (cm)

### HAULOTTE COMPACT 12RTE

#### VE 10 H

12.14
10.14
2.54
8.00
1.80
2.65
1.20
450
3720
250x154



# VE 10 J

## Electric Scissor Lifts

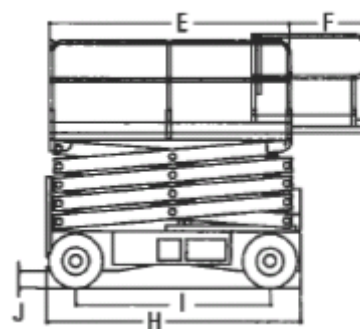
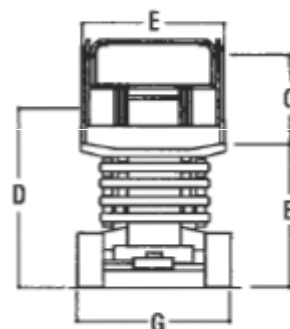
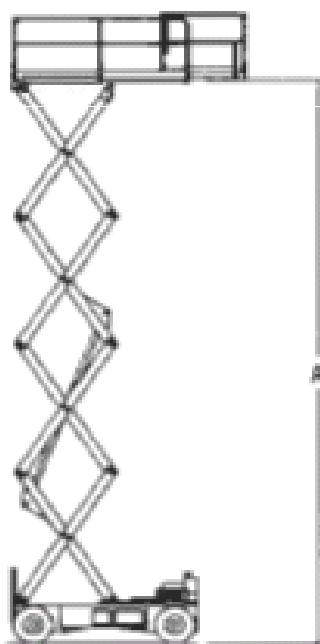
- Versions with shift system when raised
- Models with lateral extension
- Battery autonomy for the whole working day
- Ideal for interior work on paved surfaces
- Versions designed for mixed use on compact unpaved surfaces
- Maximum stability at maximum height
- All models are CE Certified

### Electric Scissor Lifts 10 m

### JLG 3369 LE

### VE 10 J

Working height (m)	12.06
Platform height (m)	10.06
Stowed height (m)	1.94
Width (m)	1.75
Length (m)	3.10
Outreach / Extension (m)	0.91
Lift capacity (kg)	450
Total Weight (kg)	4670
Platform size (cm)	292x165



# VE 10 SH

## Electric Scissor Lifts

- Versions with shift system when raised
- Models with lateral extension
- Battery autonomy for the whole working day
- Ideal for interior work on paved surfaces
- Versions designed for mixed use on compact unpaved surfaces
- Maximum stability at maximum height
- All models are CE Certified

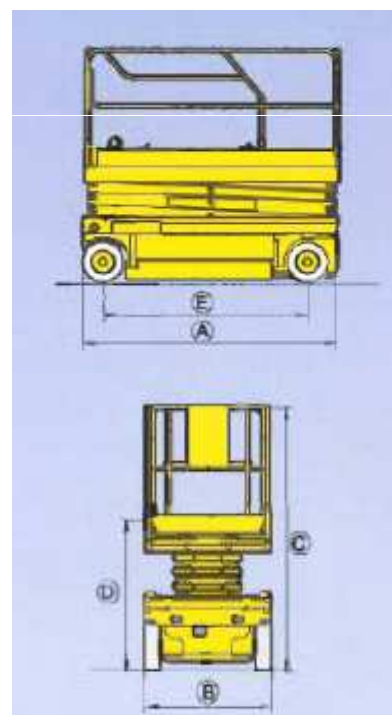
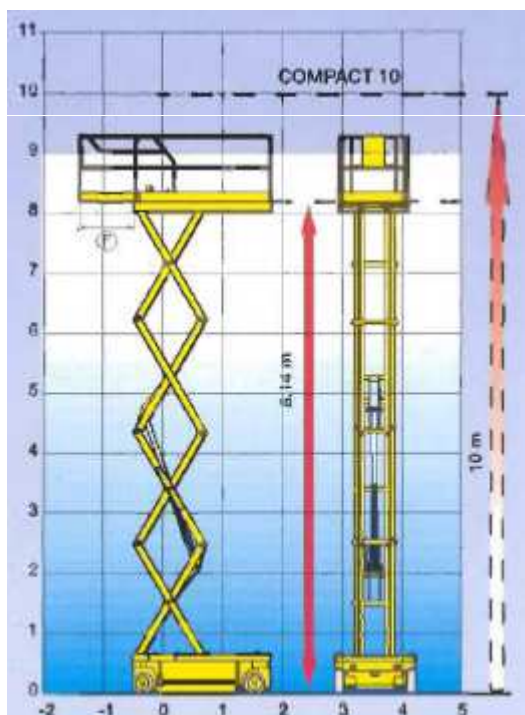
### Electric Scissor Lifts 10 m

Working height (m)	12.00
Platform height (m)	10.00
Stowed height (m)	2.38
Driving max height (m)	8.00
Width (m)	1.20
Length (m)	2.42
Outreach / Extension (m)	0.92
Lift capacity (kg)	300
Total Weight (kg)	2500
Platform size (cm)	230x120

### HAULOTTE COMPACT 12

### VE 10 SH

Working height (m)	12.00
Platform height (m)	10.00
Stowed height (m)	2.38
Driving max height (m)	8.00
Width (m)	1.20
Length (m)	2.42
Outreach / Extension (m)	0.92
Lift capacity (kg)	300
Total Weight (kg)	2500
Platform size (cm)	230x120

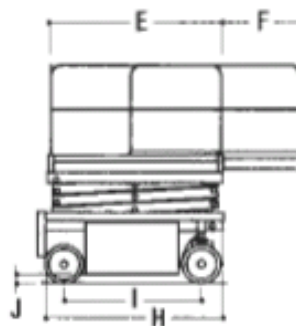
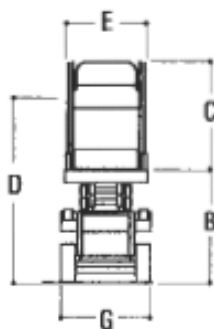
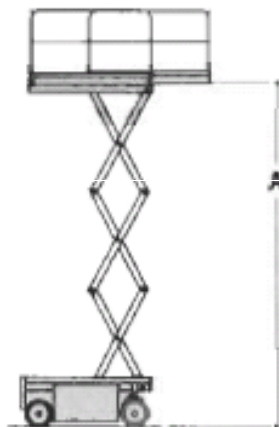


# VE 10 SJ

## Electric Scissor Lifts

- Versions with shift system when raised
- Models with lateral extension
- Battery autonomy for the whole working day
- Ideal for interior work on paved surfaces
- Versions designed for mixed use on compact unpaved surfaces
- Maximum stability at maximum height
- All models are CE Certified

Electric Scissor Lifts 10 m	JLG 3246 E2 VE 10 SJ
Working height (m)	11.75
Platform height (m)	9.75
Stowed height (m)	1.96
Width (m)	1.17
Length (m)	2.34
Outreach / Extension (m)	0.91
Lift capacity (kg)	315
Total Weight (kg)	2812
Platform size (cm)	213x114



# VE 10 SA

## Electric Scissor Lifts

- Versions with shift system when raised
- Models with lateral extension
- Battery autonomy for the whole working day
- Ideal for interior work on paved surfaces
- Versions designed for mixed use on compact unpaved surfaces
- Maximum stability at maximum height
- All models are CE Certified

### Electric Scissor Lifts 10 m

X10EN

VE 10 SA

Working height (m)	12.10
Platform height (m)	10.10
Stowed height (m)	2.54
Width (m)	0.89
Length (m)	2.40
Outreach / Extension (m)	1.50
Lift capacity (kg)	300
Total Weight (kg)	3430
Platform size (cm)	225x89

